

FLEX

Illustrated in Classic Maple



Logilife

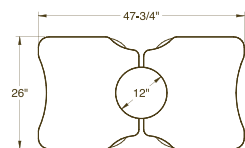
HEALTHCARE FURNITURE

2 ADJUSTABLE SURFACES

Table illustrated with the lazy susan option.



FLEX2SN
FLEX2BL



Separate curved surfaces 26" wide, each with an adjustment mechanism ranging from 27" to 37" high

BASIC FEATURES

SURFACES

1" thick high-pressure laminate
Heat-sealed 2 mm PVC edges
Adjustable tops from 27"h to 37"h.

BASES

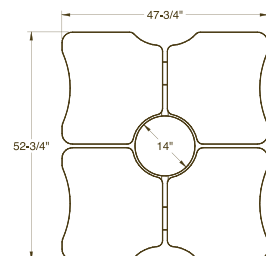
Designed to offer maximum clearance
Integrated non-marking white nylon levellers and casters

4 ADJUSTABLE SURFACES

Table illustrated with the lazy susan option.



FLEX4TSN
FLEX4TBL



Separate curved surfaces 26" wide, each with an adjustment mechanism ranging from 27" to 37" high

FINISH

METAL FINISH

Satin nickel - SN
Black - BL

SURFACE FINISH

High-pressure laminate available in all finishes listed in the Logilife chart

LINOLEUM

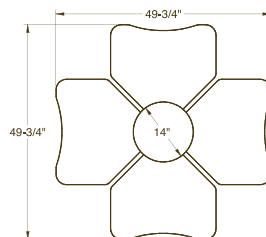
Linoleum surfaces available upon request.
Consult the customer service for more information.

4 ADJUSTABLE SURFACES

Table illustrated with the lazy susan option.



FLEX4XSN
FLEX4XBL



Separate curved surfaces 24.5" wide, each with an adjustment mechanism ranging from 27" to 37" high


OPTIONS



LAZY SUSAN
PC12 PC14



SLIDING ACTION
AP



STRAIGHT FRONT
ST